






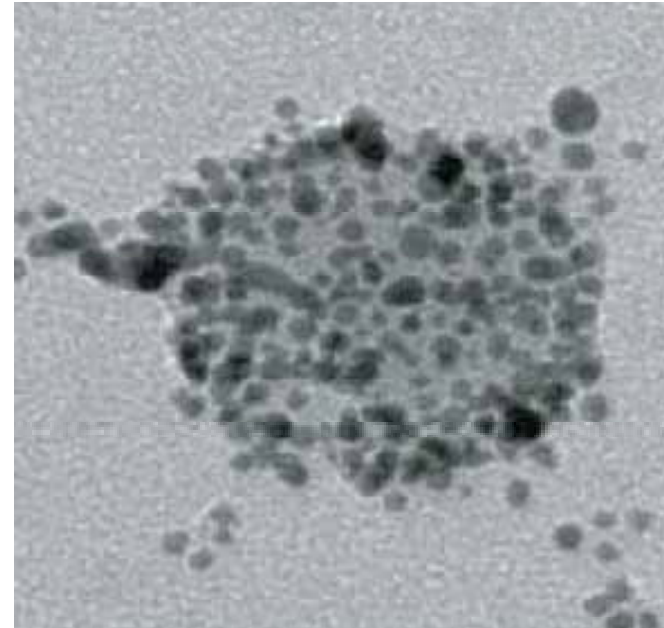


SGNP 可以藉與流感病毒結合而將病毒捕捉

SGNP	-	Gal β 1-4Glc	NeuAc α 2-6 Gal β 1-4GlcNAc β Glc	
Virus	+	+	-	+
Side				
Bottom				

穿透型電子顯微鏡圖像



100 nm

Protocol

Influenza Virus (200 HAU) 500 μ l

↓ ← SGNP 500 μ l, 30 min.

Ultracentrifuge 24,000 rpm, 90 min, 15

*35%/40%/45%/50%/60% sucrose